

Syracuse Thunderbirds Aero Radio Society

Plane Propwash

April 2019

Charter 473

The Next General Meeting will be May 8th, at 7:00 at The STARS Field.

2019 Officers

[Paul Volcko, President](#)
[Phil Knapp, Vice President](#)
[Herb Moore, Treasurer](#)
[Jeff Wolsley, Secretary](#)
[Peter Seiffert, Safety Officer](#)

Directors:
Peter Seiffert, 2007-08
Herb Moore, 2014
Phil Morgan *2011-2013

Volunteer Staff:
[Jeff Wolsley, Propwash Editor](#)
[Michael Graham, SYG Administrator/Club Historian](#)
[Paul Volcko, Webmaster](#)
Ted Anderson, Field Committee
[Mike O'Neill, Facebook Admin](#)

The next STARS meeting will be at the **STARS Field, May 8th, at 7:00. As a reminder, the meeting is always the second Wednesday of the month. The STARS monthly meetings will be held at the STARS Field until fall 2019.**

Spring Clean Up Success

Spring cleanup is complete and we're ready for the coming flying season!

Thank you, once again, to everyone that came out to help on cleanup day. The normal rock raking was completed. Extra attention was paid to cleanup of the pavilion, with a lot of left behind and old stuff trashed and a thorough cleaning being done. The old shed was demolished and hauled away to the dump. A significant portion of the accumulated trash behind it was also disposed of. And, in an unexpected bonus, the underground electrical line from the pavilion to the new shed was installed! This was a tall order for a single day of work, but it all got done thanks to a dedicated crew of members and some as yet unsigned youth members!

Last week on April 18th we hosted our annual pre-flight workshop for prospective flight school trainees. We had a father, former member Robert Schmidt, and his son, Steven, show up with a gas fueled trainer to be looked over by our expert instructor staff. Flight School starts on Thursday, May 2nd. And while the weather didn't cooperate on opening evening, our weekly Heli and Multi-rotor evenings started up on April 16. Rounding out our schedule, Giant Scale starts up on Wednesday, May 1st.

Lastly, as was mentioned at the April meeting, there was something of a rash of people leaving batteries

at the club over the past year. Usually single packs left outside around the shed or pavilion, however there were a couple of larger caches of packs that were dumped in fairly remote areas of the property.

Batteries are not to be left around the club premises. We do not have trash pickup service. Hiding them in the weeds or along a tree line leaves open the possibility of our grounds crew accidentally hitting them. And batteries left in or around structures, tables, etc. are a risk when left unattended.

Your batteries are your responsibility to dispose of properly. If you don't know how to or are uneasy about dealing with a potentially damaged pack, please reach out to a club officer or someone you know to have experience with LiPo disposal to help you. Do not leave them at the club thinking that they will be safer there, that someone will take it upon themselves to dispose of it for you, or that someone might assume it is free and grab it.

We will be starting up pre-meeting presentations once again. Expect battery disposal and safe handling to be one of the early topics.

See you at our next meeting, if not before: 7PM, May 8th at STARS!

Paul Volcko
paul.j@volcko.net
315-673-7158

Secretary's Report: *Jeff Wolsley*

The April STARS regular meeting was called to order at 7:00. There were 14 Open members, 2 Associate members, 0 Youth members, 1 Guest in attendance.

Secretary's Report:

The Secretary's Report from the March meeting was accepted as published in the March Propwash. Motion to accept by Peter Seiffert and 2nd by Herb Moore. Carried.

Treasurer's Report: Herb Moore

The treasury remains in good shape. There was a cash outlay for new tables, mower parts, a flag, and the port-a-potty. There was more discussion about expenditures for the DII Fly-In and the Airshow.

Motion to accept the Treasury Report by Lloyd Darrohn and 2nd by Peter Seiffert. Carried.

Committee Reports:

Field Committee: Paul Volcko

Ted Anderson is working on the mowers to make sure they are ready to go. The harley rake was used on the driveway and does an excellent job leveling it off. It will be tested in an inconspicuous area of the field when it dries out some more.

Safety Report: Peter Seiffert

1. Range tests are encouraged. However, please test in front of the fence. Do not range test outside the fence or in the parking area.
2. Hearing is an important part of safety. For those who wear hearing aids, please make a point of wearing them at the field. While it may not be as important to hear your aircraft, it is important to hear other aircraft or field equipment approaching you. It's also important to hear other flyers announcing incoming aircraft, dead stick landings, or loss of control.

The complete AMA safety handbook is available here-
<http://www.modelaircraft.org/files/100.pdf>

AMA Report: Peter Seifert

The AMA EXPO North East has been cancelled following a poor showing this February. This is the first and last one, that Paul Volcko was able to attend. Just 10 years ago, this show was amazing.

Flight School: Bob Rowe

Flight schools will start in April.-

Fixed wing- April 18 Pre-flight inspection at the field. Students will bring their aircraft for inspection so they are ready for school.

Fixed Wing Flight School starts on May 2nd.

Heli flight school starts on April 16.

In addition to general flight training, this is an excellent opportunity for an experienced pilot to get some help to work out something they feel they need help with.

STARS Web Site: Paul Volcko

The address is <http://www.amadistrictiistars.org>

Please view the field cam at:

<http://www.amadistrictiistars.org/cameras.php>

This is an infrared cam so you can see some activity at night.

A new antenna is needed to maintain the internet connection.

Old Business:

New Shed: Paul Volcko

Lights and outlets are ready to be installed. The workbench has been installed. The prep work has been done to install the feeder line between the pavilion and the shed.

The commutative plaque should be ready the last week of April or the first week of May.

Big Bird Giant Scale:

Big Bird night will be back on Wednesday nights starting on May 1st in 2019. Big Bird rules are as follows- The Club has said we could set up the schedule for every Wednesday. We plan on starting on May 1st and continue every Wednesday until September 18th. The Club meetings are always held on the second Wednesday of the month. We ask that all planes be grounded and members participate in the meeting at that time. We will have the normal gourmet meals available for purchase. A big bird is considered to be 80" mono wing and 60" for biplane but we will also work in other planes as we can. Feel free to bring other than big birds and fly for fun. John Steele and [Peter Seiffert](#)

Control Line:

[Mike O'Neil](#)- No report

Facebook:

The STARS now have a Facebook page. There are 118 members at this time. [Mike O'Neil](#) is the administrator.

New Business:

Field Clean Up- April 13th. The forecast looks good for Saturday. Bring basic yard tools to clean up the driveway, muck out the ditches etc. In addition, the old shed demolition will begin. Phil is bringing a trailer to load the debris on. Bring your demo tools and work out some aggression.

HeliJam: Paul Volcko

The HeliJam will be held June 22. It will be lower key than previous Heli Jam events.

FPV Racing: Paul Volcko

FPV racing will be held September 21st. The rain date is September 22.

DII Fly In: Paul Volcko

A committee has been formed for the event. Committee members are Phil Morgan, Ed Nans, Paul Volcko, and Peter Seifert. Some long term items the committee is working on are the band and the bar-b-q for the Saturday of the event. STARS will receive access to the DII mailing list. Eric Williams has provided some of the details on past picnics. Committee members looking at the details.

Guest Columnist:

If you wish to submit a column of your own, please submit it to the Secretary. All submittals are subject to review by the Officers prior to publishing.

Club Hat Order:

Bob Rowe mentioned that anyone interested in a new STARS Club Hat can pick one up at Papa's Sports (315-455-7272), 1926 Park Street (at Park and Hiawatha). Bob says they have the STARS club logo in their inventory. They have many different styles of hats. Just ask for the STARS logo on it.

New Members:

No new members

Other Topics Discussed:

Battery Disposal: Paul Volcko

Two separate disposal sites were discovered at the field. Lipo battery disposal at the field is not allowed. If the Lipo batteries are fully discharged, and rendered inert, they can be disposed of in your trash. If you discover your packs have puffed up and want to dispose of them, they can be discharged with a simple discharge device. Once dead, the terminals are snipped of the leads and the leads are twisted together. It

was suggested that one of the after meeting presentations be on the proper disposal of batteries.

The April regular monthly meeting of the STARS was adjourned at 7:27pm.

Adjournment:

Secretary, Jeff Wolsley

Calendar of Events for April and beyond 2019 Events: *Editor's Note- Also*

watch your e-mail for sudden changes to events like cancellations or re-scheduling due to weather.

April 13- [Finger Lakes Air Pirates](#) Swap Meet

June 22- STARS HeliJam

April 13- STARS Field Cleanup

August 9-11 Festival of Giants Binghamton

April 16- STARS Flight School Heli-Night

Aeros

April 18- STARS Pre-Flight Workshop

August 31- 9/1 STARS /AMA DII District Fly

May 1- Big Bird Night STARS Field

In

May 2- STARS Fixed Wing School Starts

STARS Flight Schools-

Fixed wing starts April 18 with pre-inspection at the STARS field. Come get your aircraft checked out so it's ready to go on opening night.

Fixed Wing Flight School starts May 2nd at 5:30. It runs every Thursday, weather permitting, until September 5th.

Heli Flight School starts April 16th at 5:00. It runs every Tuesday, weather permitting, until October 8th.

Big Bird- Starting May 1st, and every Wednesday night until end of summer

The indoor schedule for the 2018-19 season is winding down. This space will be updated in the fall when indoor season starts up again.

[Camillus Indoor Aviators \(CIA\)](#) Indoor flying at First Baptist Church located at 1960 State Route 5 in Elbridge **NEED TO CONFIRM** Tuesday and Friday 6:00 to 9:00 and the first Saturday of each month 4:00 to 9:00 (2.4GHz only)

[CNY Indoor Flying Society](#) Please visit the web page for details before attending. Sacred Heart Catholic Church on Route 11, Just South of Cicero, NY. **NEED TO CONFIRM** Tuesdays and Thursdays 12:30-4:00. Saturdays 6:00-9:00.

[Walt's Hobby Town](#)- Indoor flying will be available at Walt's during normal business hours. Flying ends 1/2 hour before closing time. \$5.00 landing fee. Please contact Walt's Hobby Town for further details.

[MexAir R/C](#) Indoor flying starting **NEED TO CONFIRM** October 14 thru April, Friday night from 6pm-9pm at the Mexico Elementary School located in Mexico, NY. There is a \$5 charge for any adults who wish to fly. Anyone ages 19 or below fly for free!!



This is some back and forth between Michael Graham and Peter Seiffert regarding LiPo battery handling and disposal-

Peter:

I was surprised that in nys we are required under law to recycle rechargeable batteries.

Yup, the NYS Rechargeable Battery Recycling Act (Article 27, Title 18 of the Environmental Conservation Law) was signed into law on December 10, 2010. The law requires manufacturers of covered rechargeable batteries to collect and recycle the batteries statewide in a manufacturer-funded program at no cost to consumers.

How Can You Identify a Lithium-Based PRIMARY Battery?

Lithium Metal (Primary)

- They **MAY** come in the following sizes: 9v, AA, AAA, C, D, Coin/Button cell
- They **MAY** be marked: 'Lithium' or 'Lithium cells'; marked as (CR###)



11 | ©2018 Call2Recycle, Inc. All rights reserved.

Call2Recycle, Inc.

How Can You Identify a Lithium-Based RECHARGEABLE Battery?

Rechargeable (Lithium Ion)

- It **MAY** be Marked "Rechargeable"
- It **MAY** Have a Battery Chemistry Name (Lithium Ion) or Abbreviation (LI-ION, Li-ion, LiPo (lithium polymer); Button/coin Cell (LIR#####)
- It **MAY** Just Have Battery Seal or Other Mark
- Or **MAY** Not!



12 | ©2018 Call2Recycle, Inc. All rights reserved.

Call2Recycle, Inc.

The law does not cover: any batteries/packs weighing 25 pounds or more; batteries used as the principal power source for a vehicle, such as an automobile, boat, truck, tractor, golf cart or wheelchair; batteries for storage of electricity generated by an alternative power source, such as solar or wind-driven generators; batteries for backup that is an integral component of an electronic device; or any non-rechargeable batteries such as common alkaline batteries.

Since December 5, 2011, no "person" (as defined in Subdivision 1-0303(18) of the Environmental Conservation Law) shall knowingly dispose of covered rechargeable batteries as solid waste at any time in the state.

NYS Rechargeable Battery Recycling Law

Beginning June 8, 2011 retailers that sell covered rechargeable batteries will be required to accept used rechargeable batteries from consumers **at no cost to the consumer** during normal business hours.

Batteries covered by the law include:

- Nickel-cadmium
- Sealed lead
- Lithium ion
- Nickel metal hydride
- Any other such dry cell battery capable of being charged
- Battery packs containing any of the above mentioned batteries



Beginning December 5, 2011 a disposal ban goes in to effect which prohibits the disposal of rechargeable batteries in the trash. Persons knowingly disposing of rechargeable batteries are subject to fines of \$50-1st offense, \$100-2nd offense, \$200-third or subsequent offense.



So, after discharging the LiPo battery and tying off the two conductors for a complete short, the battery needs to be placed in a plastic bag and dropped off at a recycle center (like our local Wegman's stores)...

Some members said they we're throwing them in the trash.

That was acceptable prior to 05 Dec 2011. Now I give them to Wegman's since I shop there once a week.

Thanks.

Michael

From: Peter Seiffert
Sent: Wednesday, April 24, 2019 8:44 PM
To: Michael Graham
Subject: Re: Rechargeable Batteries in NYS page 2

I was surprised that in nys we are required under law to recycle rechargeable batteries. Some members said they we're throwing them in the trash.

Sent from my iPad

On Apr 24, 2019, at 8:37 PM, Michael Graham <tanjmg82@verizon.net> wrote:

Good Evening, Central New York!!

Peter:

Here is a short article on how to discharge and dispose of discharged LiPo batteries:

<https://www.instructables.com/id/Safe-Disposal-of-Damaged-LiPo-Battery/>

I like the idea of using a single 120 vac bulb to discharge a battery instead of a 8-12 vdc car brake bulbs... I might build one of these dischargers and bring it to the field....

It's simple, but it might take a while to discharge the battery...

Let's see. I measured one of my 60 watt bulbs and it had a resistance of 16.6 ohms. Using the standard $E=IR$, we can calculate an approximate current draw for a 3S battery.

$R=16.6$

$E=$ about 12 vdc for a 3S battery

$I=E/R=12.0/16.6=0.72$ amps

It would take a loooooong time to discharge a fully charged 3S battery with less than an amp discharge.

I found a 75 watt bulb and it's resistance was 14.7 ohms. The current draw with that bulb would be about 0.82 amps...

It would work but would take a while, probably even with a 150 watt bulb... but it would barely get warm...

So, it would be a trade off.

Thanks.

Michael

-----Original Message-----

From: Peter Seiffert

Sent: Wednesday, April 24, 2019 9:12 AM

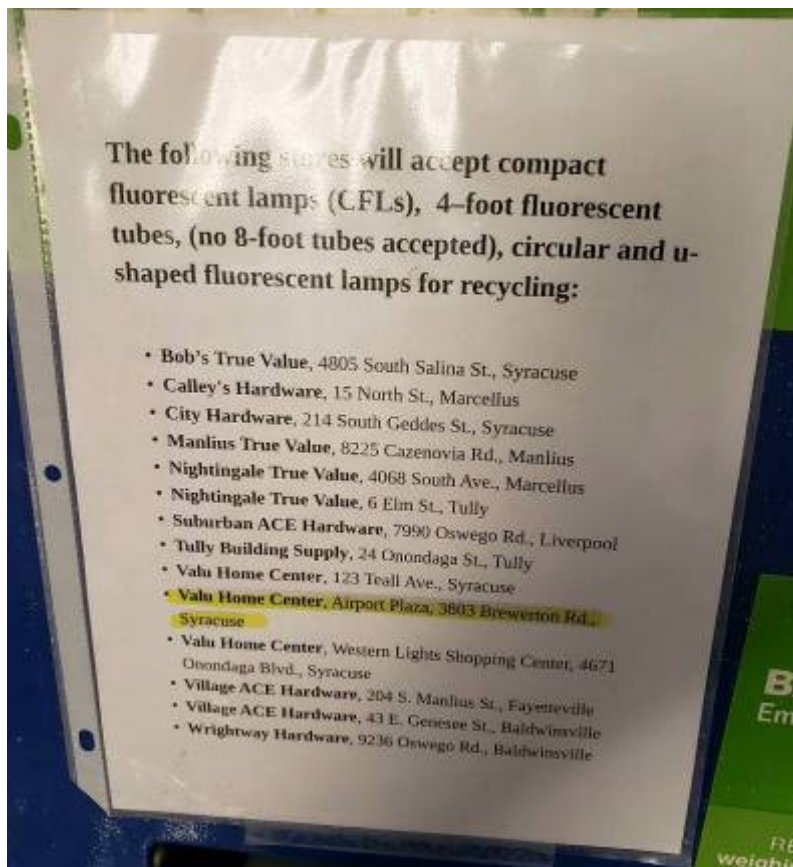
To: Michael Graham

Subject: Rechargeable Batteries in NYS

<https://youtu.be/7Uq3J5PNW3g>

Sent from my iPad

There was also some discussion regarding disposal of fluorescent bulbs. While Lowes and Home Depot accept compact bulbs, larger four foot bulbs are limited to a few locations.-



S.T.A.R.S.

Flight Training Program



2019



When?

Every Thursday evening from 5:30 PM to Sunset
May 02, 2019 through September 05, 2019

Where?

At the S.T.A.R.S. field in Phoenix, New York
649 County Route 12, Pennellville, NY 13132
N43.23696, W76.24550

Who?

Anyone wanting to learn to fly powered R/C model airplanes!! You do **not** have to be a Club member and all lessons are free. Each student must furnish his/her own plane and radio equipment and also must hold a current membership in the Academy of Model Aeronautics aircraft association in order to fly.

PreFlight Workshop

Held at STARS Flying Field in Phoenix, NY
Thursday April 18, 2019 at 7 PM

Interested?

Contact:

SENIOR FLIGHT INSTRUCTOR: Bob Rowe (315/474-8428)

Syracuse Thunderbirds Aero Radio Society

Phoenix, NY

Charter 473



S.T.A.R.S. 2019 Helicopter & Multirotor Night

*All skill levels welcome, but must be an AMA member to fly
and provide your own outdoor capable Heli or Multirotor.
Build help and flight instruction available.*

**Tuesday evenings - April 16 to October 08
5PM until Dusk**

Come out and join us for fun, food and good flying



Charter 473


S.T.A.R.S.

Presents the 10th Annual

CNY Heli-Jam

Saturday, June 22, 2019

9 AM to 5 PM



At the STARS Field located at north of Phoenix, NY, on County Route 12
(See map on back)

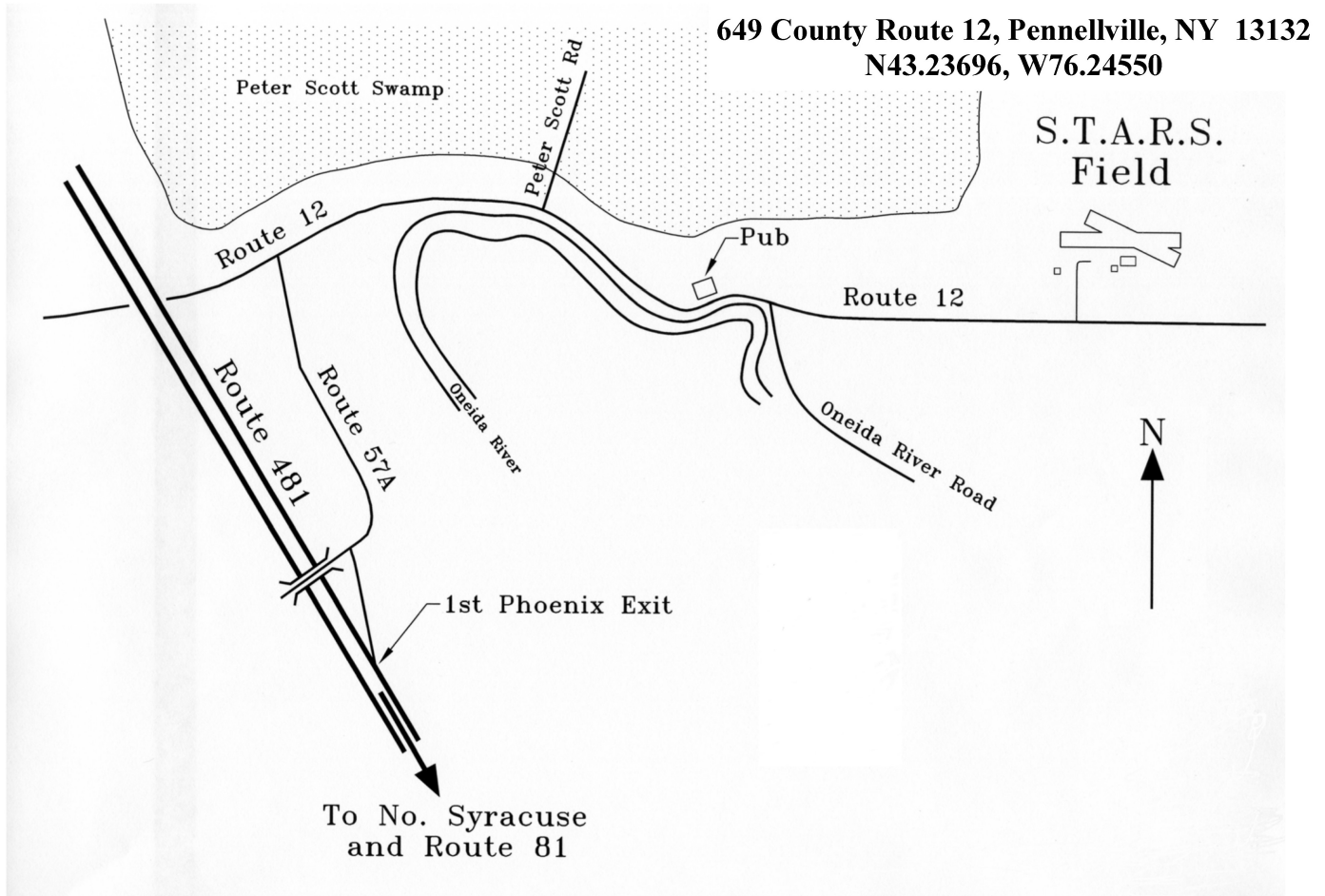
Ample room for parking & overnight camping - no hookups
Food and beverages available

No parking fee, landing fee or pre-registration

AMA Required

Gate opens at 8 AM - Pilot's meeting at 8:50 AM

For more information, contact Paul Volcko, at 315-708-2009 or email helijam@amadistrictiistars.org



When all else fails: Type the STARS Field address into your GPS.

Hotels Nearby:

(These are located approx. 2 miles south of the field at Rt 31 and Rt 481)

Wingate by Wyndham

3979 State Route 31, Liverpool, NY 13090

<https://www.wyndhamhotels.com/wingate/liverpool-new-york/wingate-by-wyndham-liverpool-syracuse/overview?CID=LC:WG::GGL:RIO:National:53624>

315-516-8549

Hampton Inn Syracuse Clay

3948 State Route 31, Liverpool, NY 13090

www.syracuseclay.hamptoninn.com

315-622-3443

Binghamton Aeros'

Festival of Giants



August 9 -11, 2019
Chenango Bridge Airport, NY



Fri - Sat 10am - 5pm
Sun 10am - 3:30pm
\$20 Landing Fee covers all 3 days



Celebrating our 34th year with Three Full Days of Fun. Fly from a Full Scale Grass Runway with Wide Open Flying Area. This event is open to all Giant Scale Aircraft*. Lots of Great Pilot Prizes. Overnight Hanger Storage Available. Onsite Camping Sites (No hookups). Early arrivals on Aug 8th welcome.

Event in support of Community Hunger Outreach Warehouse(CHOW)

* 2m Wingspan min for Monoplanes, 60" Wingspan min for Multi-wing, or at least ¼ Scale if smaller. Jets must have a combined wingspan and fuselage length of at least 130". Current AMA or MAAC Required

Thanks to our Sponsors:



NATIONAL Balsa



RA Cores



Visit <http://binghamtonaeros.wildapricot.org/> or Contact CD Larry Cobb cobb99@nep.net , 570-465-7566, or Tony Jensen tjravenpilot@gmail.com , 607-644-6873

247 Airport Rd. Chenango Bridge, NY 13901 Field GPS:42.191742N x -75.841305W
AMA Sanction #7224



Charter 473

AMA Sanctioned

S.T.A.R.S.

Presents the 18th Annual AMA District II

Fly-In and Picnic

Saturday & Sunday, Aug 31-Sep 1, 2019

At the STARS Field located at north of Phoenix, NY, on County Route 12
(See map on back)

Ample room for parking & overnight camping - no hookups

Swap shop and 50/50 raffles both days

Food and beverages available to all

Free lunch for *registered pilots* on Saturday

Pilots - All types of aircraft invited!! If you bring it, fly it!!

All legal AMA Aircraft Welcome!!



COME JOIN US AND ALSO CELEBRATE THE STARS 40TH ANNUAL AIRSHOW ON SUNDAY

Parking donation of \$5.00 per car

BBQ dinner available Saturday evening along with live musical entertainment

For more information, contact Phil Morgan, CD, at 315-457-3674 or contact us at: fly-in@amadistrictiistars.org



S.T.A.R.S.

Jacket Order Form



The STARS Club jacket is a blue, three season, satin finished, quilt lined jacket with the Club logo on the back and your name embroidered on the front over the left breast.

The prices: \$88.40 for S, M, L, XL; \$90.40 for 2XL; \$92.40 for 3XL

Name: _____

Address: _____

Phone: _____

Name desired on jacket: _____

Send form to: Phil Morgan
9172 Beach Road
Brewerton, NY 13029

Checks payable to: Phil Morgan (Not the STARS)

IMAA Big Bird Safety Checklist

Balance

Is the longitudinal center of gravity (for and aft) within the range shown on the plans?

Is the model balanced laterally (side to side)?

Alignment

Are all the flying surfaces at the proper angle relative to each other?

Are there any twists in the wing?

Do the wings and removable tailplane seat properly on the fuselage every time?

Is the engine set at the proper thrust angle as shown on the plans?

Control Surfaces

Are all control surfaces securely attached? (i.e., hinges glued, pinned). Pull on each one to test.

Are the control horns secured to the model?

Control Linkages

Have all the linkages been checked to be sure they are secure?

Are the clevises closed? (Keepers or fuel tubing should be fitted to ensure they stay closed)

Engine / Motor Mount Security and Operation

Are all engine mount screws tight, including mount to bulkhead if applicable?

Are the propeller bolts and/or spinner tight? If a single nut, is there a safety nut as well?

Does the throttle work without binding?

Does the throttle trim tab shut down the engine?

Has the propeller been balanced and checked for damage?

Are the propeller tips painted a contrasting color? (while not essential it makes the propeller much easier to see)

Has the engine been thoroughly test run? (engine idle and throttle up properly)

Is the fuel tank installed correctly? (i.e., carburetor at the same height as fuel tank, fuel tank clunk in proper position and moving freely, fuel lines in good condition and connected to the engine correctly)

Radio Equipment

Are the receiver and the battery securely mounted and padded with foam to protect from vibration and shock?

Are all the electrical connectors secure?

Is the receiver antenna fully extended and in good condition?

Are the batteries charged and in good condition (check under load with a volt meter if unsure)?

Are all servo securely fastened to the rails or trays?

Are servo arms firmly attached with screw in place?

Are all push rods firmly secured in servo arms (again keepers or fuel tubing should be fitted)?

Are the control throws in the correct direction with proper amount of deflection (as per plan)?

Rudder & tail wheel: Left stick should move the rear of the rudder and tail wheel to the left.

Nose wheel: Left stick should move the front of the nose wheel to the left

Aileron: left stick should move left aileron up and right down.

Elevator: Pulling back on the stick should move the back of the elevator up.

Canard: Pulling back on the stick (elevator) should make the front of the canard move up

Throttle: With trim set fully forward, pushing the stick forward should open throttle fully. With trim set fully backward, pulling the stick back should fully close the throttle.

Has a full range check been performed? (see below)

Undercarriage (where fitted)

Is the undercarriage firmly attached to airframe and the wheels securely retained?

Does aircraft taxi in a straight line?

General

Is the covering tight with no visible signs of damage?

Are the retaining bolts in place and secure?

Are all hatches, cowls and canopies secure?

Are all components structurally sound?

Is your name and contact details marked on the model somewhere easily visible? (in case it's lost)

Range Checking the radio

Verify frequency is available and mark it as yours if necessary.

Turn on transmitter check the correct model is selected (if applicable) and then turn on the receiver.

Important: make sure the transmitter aerial is down fully.

Ask someone to help and walk away from the model until signs of loss of control is apparent. If electric powered ensure that the range is not worse with the motor running.

Before EVERY flight:

Check the receiver battery pack to ensure enough charge for the flight intended.

Check for damage and the control throw direction of all surfaces.

Advertisements:



Store Hours:

Monday/Friday: 9:00am-9:00pm -- Tuesday/Wednesday/Thursday: 9:00am-6:00pm -- Saturday: 10:00am-5:00pm -- Sunday: 11:00am-5:00pm

Phone Number:

(315) 453-2291

waltshobby.com



Open 10-7 Tuesday thru Sunday.

315-532-6826

www.mexairrc.com

www.facebook.com/mexairrc

**Winner of AMA 2015 Hobby Shop Award
for signing up new AMA members.**

FOR SALE:

Please visit the Southern Tier RC Swap Shop. Dan Luchaco has included me in his mailing list. The current edition is sent along with the Propwash in the monthly email. All contact information is included with the ads.



Hobby Warranty
Contact List 2016.xls

If you want to list modeling items for sale, R/C services offered, or a really neat R/C web site, this would be a good spot. Free for members. Send your advertisement by e-mail to jwolsley@verizon.net. Please put STARS ADVERTISEMENT in the subject line.

Links-

New website to check out- <http://www.flyboyzblog.com/>

This site has articles pertaining to both full scale and model aircraft. Check it out.

Howard Blair found an interesting video from YouTube on micro flight

<http://www.youtube.com/watch?v=fuoFA2fKjEo&feature=fvst>

Tom Catalino pointed out this site. An excellent site for Lipo battery info-

<http://sites.google.com/site/tjinguotech/charging-how-tos/balance-connectors>

Peter Seiffert sent along the following web site- www.servodatabase.com/servos/all

Mike Graham has a torque conversion chart-



Servo Torque
Conversion Chart.pdf

Arming Switch Information-

AMP'D- Arming The Big Boys, by Greg Covey November 2007

http://www.rcuniverse.com/magazine/article_display.cfm?article_id=950

RunRyder- How To Make A Spark Arrestor for an ESC by Lucien Miller

<http://www.helifreak.com/archive/index.php/t-289393.html> look down to the post from gbidwell from 4-24-2011 0601am. That's the exact article that I have from RunRyder.

Note- Many of the newer ESC's have a built in spark arrestor. If you still see and hear the spark, this is a good idea to save the plugs.

The Link for the AMA is:

<http://www.modelaircraft.org/>

The link for the AMA DII Calendar is:

<http://www.amadistrictii.org>

The link for the club yahoo users group is:

http://groups.yahoo.com/grjwoup/stars_club_members/ (Don't forget to sign in)

The link for the STARS club home page at DII is

<http://www.amadistrictiistars.org/>

The link for the STARS club web cam is:

<http://www.amadistrictiistars.org/scam.html>

The Propwash News Letter is also available at YAHOO GROUPS. The current news letter and previous years/months are viewable and printable from there.

Please contact Mike Graham tanjmg82@aol.com to join the STARS Yahoo group. Send Mike an email asking to join from your preferred email account. Mike will then reply with an invite to join the group. The invitation contains the links and instructions necessary to join.



STARS Field Satellite photo

Need a new sat photo with the new shed!



HOW DO I LEARN MORE?

Get ready to get schooled.

AMA Flight School is a free educational resource for anyone interested in unmanned aircraft systems (UAS) operation and model flying.

Designed to answer the question, "How do I...?", AMA Flight School provides information about topics such as:

- Battery and operational safety
- Building your own multicopter aircraft
- Travelling with your aircraft and batteries
- Participating in the Search and Rescue challenge with UAS4STEM.

Learn more at (www.uac4stem.org).

There's a great pilot in you.
Go find it!

www.amaflightschool.org



Welcome to the club.

The Academy of Model Aeronautics (AMA) is the largest model aviation organization in the world. At 175,000 members strong, we're standing behind you to give you the support and guidance you need to be successful and, most importantly, have a great time.

AMA members enjoy a suite of great benefits tailored to model pilots such as:

- Liability insurance
- Subscription to *Model Aviation* magazine
- Competition privileges
- Education and youth scholarships
- Flying site assistance

For more information, visit
www.ModelAircraft.org.

THE MOST FUN YOU CAN HAVE (WITHOUT A LICENSE).

Flying is just for fun.

Currently, no individual or government agency may operate an unmanned aircraft system (UAS), commonly called a drone, in a commercial or public capacity without a Certificate of Authorization from the FAA.

Common examples of prohibited use include, but are not limited to:

- Real estate & wedding photography
- Inspection or surveying services
- Film or television production
- Search and rescue operations

Interested in commercial or public use flying?

There are options available to you through the Federal Aviation Administration (FAA).



For more information, visit
www.KnowBeforeYouFly.org.



WE'RE YOUR GUIDE TO RESPONSIBLE FLYING.

Flying guidance provided by the Academy of Model Aeronautics, the world's largest model aviation organization.

KNOW FLY Here's what you need to know.

Learn more at www.amaflightschool.org

1

law Obey local ordinances.

Some municipalities prohibit the operation of unmanned aircraft systems (UAS) in public spaces such as parks and school grounds.

Even if nothing is posted, it's good to check with local authorities before you fly in public spaces.



2

limits Fly within guidelines.

These include rules set forth by federal law and guidelines recommended by the Academy of Model Aeronautics (AMA).

- Do not fly above 400 feet.
- Do not fly anything heavier than 55 lbs.
- Do not fly beyond your line of sight.
- Do not fly in high winds or reduced visibility.
- Do not fly under the influence.
- Do not fly within 25 feet of bystanders.

3

surroundings Know the conditions.

Don't fly your UAS or model aircraft near bystanders or during emergency situations such as a wildfire, medical evacuation or search-and-rescue operation unless authorized by the proper authorities.

Watch for and avoid potential hazards in your environment such as:

- Manned aircraft
- Unprotected people
- Moving vehicles
- Roadways
- Private property
- Infrastructure
- Deteriorating weather



4

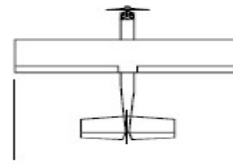
airspace Share the sky.

The Federal Aviation Administration (FAA) expects all unmanned aircraft systems (UAS) operators to:

- See and avoid manned aircraft
- Be aware of Temporary Flight Restrictions (TFRs) that affect the operation of UAS or remote controlled aircraft.
- Never fly within 5 miles of an airport without contacting airport authorities.



S.T.A.R.S. Field Rules



1. General:

- A. License: All pilots, students, and flying guests *must* have a current membership in a nationally recognized model aircraft association in order to fly. Those pilots participating in the Park Pilot Membership Program must fly models that weigh two pounds or less and be incapable of reaching speeds greater than 60 mph. They must be electric or rubber powered, or of any similar *quiet* means of propulsion.
- B. Spectators: Only those people essential to flight operations will be permitted in the pit area; all others will remain on the spectator side of the fence.
- C. Impound: All pilots, students, and flying guests must place their transmitter(s) in the impound area immediately upon arriving at the field.
- D. Vehicles: Vehicles will not be permitted *on* the flying field.
- E. Crash Debris: Pilots must retrieve all pieces of their aircraft after a crash. Particularly, attention must be made to obtaining all pieces of aircraft that land in the neighboring fields under cultivation.
- F. Trash: All members will take home their own trash.
- G. Alcoholic Beverages: Members will not consume alcoholic beverages prior to, nor during, participation in any *modeling* operations.
- H. Smoking: Smoking will not be permitted in the pit area or on the flight line.
- I. Mowing: Flying on the field will not be permitted if the field is being mowed or maintained.

2. Transmitters:

- A. Frequency Control (*For non 2.4 GHz transmitters only*): All members, students, and guests *must make use of the field frequency control system*. Each pilot will obtain the correct frequency flag (or pin) from the impound board and attach it to his/her transmitter before attempting to fly.
- B. Range Checks: Each pilot will conduct a successful radio equipment ground range check before flying a new or repaired aircraft and prior to each flying session.

3. Engines:

- A. All internal combustion engines run at the field will have a silencer (except for small displacements of .09 cubic inches or less).
- B. When running an engine in the pits, keep neighboring personnel behind the prop arc.

4. Flying:

- A. Boundaries: Flying over the pit area or the spectator side of the fence is prohibited, unless beyond the control of the pilot(s).
- B. Taxing: Taxing is prohibited in the pit area!
- C. Flying:
 - (1). Pilots will initiate their first turn after takeoff away from the pit and spectator areas.
 - (2). Engines will not be started before 9 AM Monday through Saturday and 11 AM on Sunday (*electrics may start at 10 AM*), unless approved by the Event Director.
 - (3). No more than three aircraft will be permitted in the air at one time.
 - (4). All flying will be conducted from the designated flight boxes.
 - (5). Hand launching of aircraft is prohibited from the pits.
 - (6). Flight operations will cease during electrical storms.

5. Guests:

- A. All guests must have a current membership in a nationally recognized model aircraft association in order to fly.
- B. Guests may fly at the field only with the approval of a member in good standing and only as long as a sponsoring member *remains at the field*. Guests will not fly unattended.

- C. A local guest will be allowed to fly at the field on three (3) separate occasions and then will be asked to join the Club.
- D. An out-of-town guest may make arrangements with the Club to fly at the field while visiting the area. The Club Officers and the Safety Officer will handle each out-of-town visitor on a case-by-case basis.
- E. *All guests are required to extend every courtesy to current members sharing the same flying frequency*. But when there is a conflict over who shall fly, the Club member will have the first option to fly. Both the guest and the members should use common sense while sharing the flight line or using the same radio frequencies.

6. RC Aircraft Utilizing "First Person View" Systems (AMA Document 550):

A. GENERAL:

- (1). FPV flying of radio control model aircraft by AMA members is allowed only for noncommercial purposes as a hobby/recreational and/or competition activity.
- (2). All FPV flights must be conducted in accordance with AMA's current National Model Aircraft Safety Code and any additional rules specific to the flying site/location.

B. OPERATIONS – REQUIREMENTS - LIMITATIONS:

- (1). *AMA FPV novice pilots undergoing training with an experienced AMA FPV pilot should use a buddy-box system if practicing at a low altitude (below 100 feet) or practice at a safer, higher, altitude when no buddy-box system is an option.*
- (2). All FPV flights require an AMA FPV pilot to have an AMA FPV spotter next to him/her maintaining VLOS with the FPV aircraft throughout its flight.
- (3). The FPV pilot must brief the FPV spotter on the FPV spotter's duties, communications and hand-over control procedures before FPV flight.
- (4). The AMA FPV spotter must communicate with the FPV pilot to ensure the FPV aircraft remains within VLOS, warning the FPV pilot of approaching aircraft, and when avoidance techniques are necessary.
- (5). The FPV spotter may at any time during an FPV flight acquire the transmitter from the FPV pilot and assume VLOS control of the aircraft.
- (6). If the FPV pilot experiences a problem due to a loss of video link, orientation, or is unable to safely fly, he/she must abandon FPV mode and fly VLOS or pass the RC transmitter to the FPV spotter to assume VLOS control of the aircraft.
- (7). Before initial FPV flight and after any flight system changes or repairs, FPV model aircraft must be test flown by conventional VLOS to determine that flight systems are working properly.
- (8). FPV model aircraft must use frequencies approved by the FCC for both the RC system and the wireless video system. Pilots must meet applicable FCC licensing requirements if they choose to operate the RC flight control system or the wireless video system on Amateur Band frequencies.

C. RANGE – ALTITUDE – WEIGHT – SPEED:

- (1). One of the requirements in Federal Law (Public Law 112-95 Sec 336 (c) (2) February 14, 2012) for model aircraft to be excluded from FAA regulations is that model aircraft be flown within VLOS of the operator.
- (2). Model aircraft flown using FPV must remain at or below 400 feet AGL when within 3 miles of an airport as specified in the AMA Safety Code.
- (3). Model aircraft flown FPV are limited to a weight (including fuel, batteries, and onboard FPV equipment) of **55 lbs.** and a speed of **100 mph**.

STARS

Field Protocol

Dedicated to responsible
RC fun with safety by
choice, not chance.

5

1. General:

- A. Civil and courteous behavior is required at the field at all times.
- B. Safety is paramount and everyone's business. Use common sense in all matters.
- C. It is strongly recommended that you do not fly alone.
- D. Learn where the First Aid station is located and inform the Field Committee if material has been issued from it.
- E. When opening or closing combination locks, *always* set the wheels to 0000.
- F. Last member out must close and lock the refrigerators, pavilion, and main gate.
- G. Cell phones are not to be used on the flight line or in the pavilion near the transmitters.

2. Engine Courtesy:

- A. Long term tuning and initial break-in should be conducted away from the pits and spectators (usually at the engine break-in stand).
- B. Do not direct prop wash at other modelers, their aircraft, equipment, or bystanders behind the pit fence. Kindly inform those bystanders near the fence that you intend to start an engine before you do so.

2. Flying Courtesy:

- A. Any person wishing to enter an active flying field or runway to cross same or to retrieve an aircraft, must loudly announce their intention to all fliers on the flight line.
- B. A "landing" aircraft has the right of way over an aircraft "taking-off".
- C. A "dead stick" aircraft has the right of way over all others.
- D. All take-off and landing attempts must be announced to other pilots on the flight line. Take-offs are normally announced by saying "taking off", and landings are announced by saying "landing" or coming in". Dead stick landings are announced clearly to all pilots in the pits and on the flight line by saying "dead stick".
- E. A pilot having difficulty in controlling his/her aircraft must announce to all in the pits and on the flight line that he/she is experiencing radio or mechanical problems. Pilots on the ground preparing to fly will turn off their transmitters and wait for the problem to be resolved before continuing to fly. Fliers in the air will stay clear of the aircraft in distress and will land, if possible, as long as it does not contribute to the crisis. All personnel near the pit area must be alerted to the situation.
- F. If a crash occurs on the field or in the pits, all flying will stop until the accident has been investigated and the debris has been cleared from the field.
- G. Normal flight duration is 10 minutes. Obviously, flight time may be extended if there are no other pilots waiting to fly or waiting for a particular radio channel.
- H. When you have finished flying, please return your transmitter to the impound.

3. Good Earth Policy:

- A. Place recyclables in the appropriate container in the pavilion.
- B. Turn off all pavilion lights when departing the field for the night.
- C. The field does not have a trash removal service. If you carry anything to the field, carry it back out.
- D. If a pilot or guest brings a pet to the field, he/she will be responsible for supervising the animal's conduct while at the field. Please observe all appropriate Field Rules.
- E. If you smoke, please place all cigarette butts in the butt cans in the field.
- F. Do not throw cans or bottles or any other trash in the outhouse pits.
- G. DO NOT DRINK THE WELL WATER. Well water is to be used for washing only.

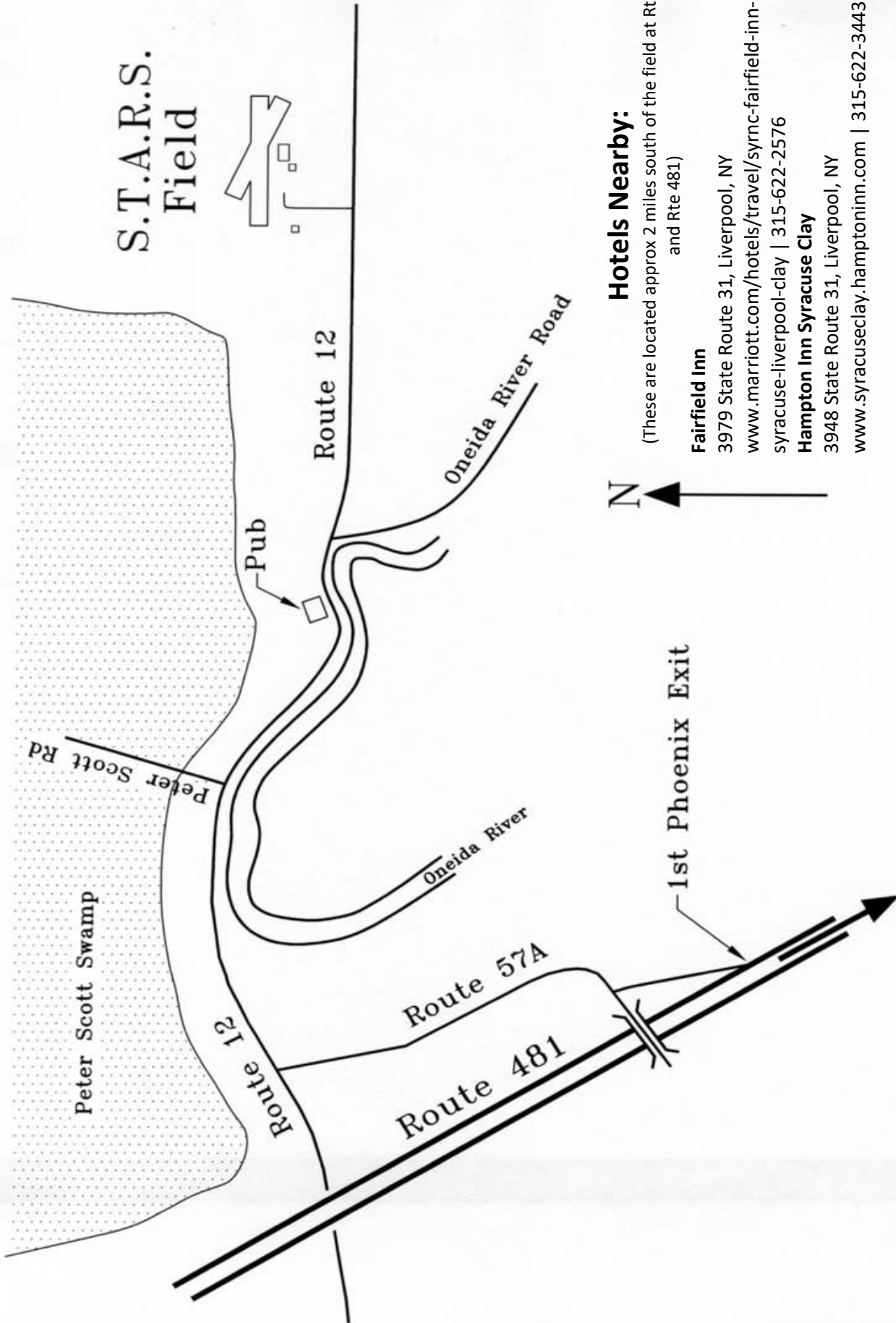
4. Replacement Courtesy:

- A. Where an individual's plane or property is damaged by the actions of another individual, it will be the responsibility of the two parties to resolve the situation in an appropriate manner.

STARS POLICY REGARDING PHOTOGRAPHY

- STARS is a membership organization organized under the laws of the State of New York.
- The STARS flying field, located in Phoenix, New York, is owned by STARS, and as such, is privately owned property.
- The purpose of this policy is to limit and restrict the reproduction of images, in any form, of the STARS property and the activities which occur thereon.
- While the STARS property is privately owned, members, guests, and the general public are welcome at the field during published field hours of operation. Members, guests and the public must adhere to all rules imposed by STARS regarding entry upon and/or the use of STARS property, including the STARS policy on photography.
- The reproduction of images of the STARS field or the activities thereon, in any form, is a privilege and not a right.
- Except as provided below, the reproduction of images of the STARS field or activities thereon in any form, including, but not limited to film and digital still photography, and video photography in either film or digital form, is strictly forbidden.
- Violation of this policy will result in immediate expulsion of the violator from the STARS premises, and may subject the violator to criminal and/or civil sanctions and penalties.
- Members in good standing of STARS shall be exempt from the above requirements so long as any images or video produced of the STARS premises or the activities thereon are for personal and non-commercial use.
- Guests and the general public may be permitted to photograph or video the STARS property and activities thereon, but only for personal and non-commercial use, and only with the prior written consent of the Club's executive board.

Map to the STARS



Hotels Nearby:

(These are located approx 2 miles south of the field at Rte 31 and Rte 481)

Fairfield Inn

3979 State Route 31, Liverpool, NY

www.marriott.com/hotels/travel/syrnc-fairfield-inn-syracuse-liverpool-clay | 315-622-2576

Hampton Inn Syracuse Clay

3948 State Route 31, Liverpool, NY

www.syracuseclay.hamptoninn.com | 315-622-3443

To No. Syracuse
and Route 81

N43.23696, W76.24550

starsmap.dwg
rev 12 Feb 03

Map to S.T.A.R.S. Flying Field in Phoenix, New York



Est. 1965

Syracuse Thunderbirds Aero Radio Society

Online at: <http://www.amadistrictiistars.org>



Charter 473

Membership Application Form

Date: _____

Membership: Open (\$160 share+\$60 dues) Extra Family member (\$30.00)
 Associate (\$75.00) Youth (< AMA age 19 - \$0.00)
 Park Pilot - Associate (\$75.00) Park Pilot - Youth (< AMA age 19 - \$0.00)

Name: _____

Address: _____

Phone (for roster): _____

AMA: _____ DOB: _____

STARS Member(s) Contacted: _____

Primary Interests (Sport, Scale, Pattern, Fun Fly, etc.): _____

Email Address (for newsletter and notices): _____

Emergency Contact Name: _____ Phone: _____

You must be a current member of the Academy of Model Aeronautics (AMA) in order to join the STARS. Please show your AMA card to the Officer given this application or include a photocopy of the application for the license.

"I have read and agree to abide by the STARS Field Safety Rules." (on back)

Submit this form to a Club Officer

Rev 16aug17